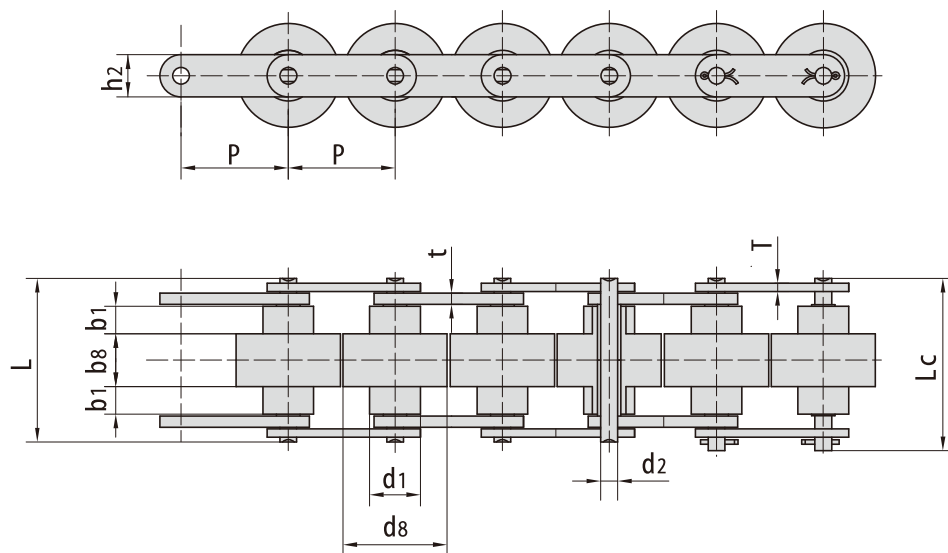
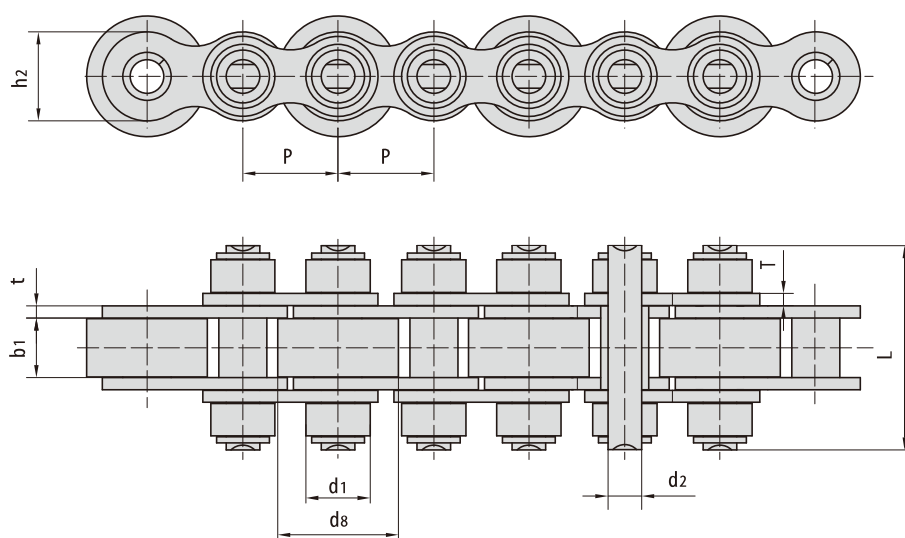


## 倍速链 Double plus chains



JB 链号 JB Chain No.	东华链号 Donghua Chain No.	节距	滚子尺寸				销轴直径	销轴长度		链板尺寸			每米长重
		Pitch	Roller dimension				P in diameter	P in length		P late dimension			Weight per meter
		p	d1 max	d8 max	b1 min	b8 max	d2 max	L max	Lc max	h2 max	T max	t max	q
BS25-C206B	C2030W	19.05	11.91	18.3	4.00	8.0	3.28	24.0	25.6	8.20	1.30	1.50	0.52
BS25-C208A	C2040W	25.40	15.88	24.6	5.70	10.3	3.96	31.0	32.8	11.70	1.50	1.50	0.79
BS25-C210A	C2050W	31.75	19.05	30.6	7.10	13.0	5.08	39.5	41.2	15.00	2.00	2.03	1.36
BS25-C212A	C2060HW	38.10	22.23	36.6	8.50	15.5	5.94	50.3	52.8	18.00	3.00	4.00	2.24
BS25-C216A	C2080W	50.80	28.58	49.0	11.00	21.5	7.92	66.2	70.0	24.00	4.00	4.80	4.06
BS30-C206B		19.05	9.00	18.3	4.50	9.1	3.28	26.3	29.6	7.28	1.30	1.50	0.50
BS30-C208A		25.40	11.91	24.6	6.10	12.5	3.96	35.6	39.5	9.60	1.50	2.00	0.83
BS30-C210A		31.75	14.80	30.6	7.50	15.0	5.08	43.0	47.1	12.20	2.00	2.40	1.27
BS30-C212A		38.10	18.00	37.0	9.75	20.0	5.94	58.1	62.7	15.00	3.00	4.00	2.14
BS30-C216A		50.80	22.23	49.0	12.00	25.2	7.92	71.9	77.3	18.60	4.00	5.00	3.55

## 带大滚轮输送链 Conveyor chains with large rollers

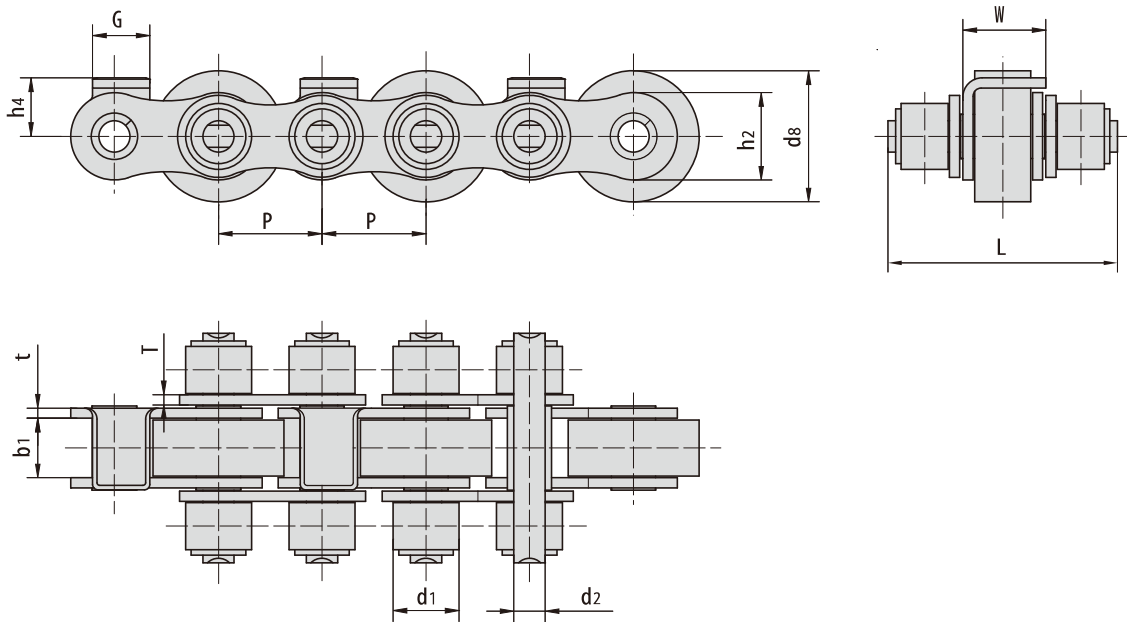


东华链号 Donghua Chain No.	节距 Pitch	滚子直径 Roller diameter		内节内宽 Width between inner plates	销轴直径 Pin diameter	销轴长度 Pin length	链板尺寸 Plate dimension		抗拉强度 Tensile strength	平均抗拉强度 Average tensile strength
	P	d1 max	d8 max	b1 min	d2 max	L max	h2 max	t/T max	Q min	Q0
	mm	mm	mm	mm	mm	mm	mm	mm	kN/bf	kN
08BS-27-P16/C16	12.70	8.51	16.0	7.75	4.45	27.0	11.8	1.60/1.50	18.0/4091	19.8
08BS-33-C16	12.70	8.51	16.0	7.75	4.45	33.0	11.8	1.60/1.50	18.0/4046	19.8
08BSF8-27-C16	12.70	8.51	16.0	7.75	4.45	27.0	11.8	1.60/1.50	18.0/4046	19.8
12BS	19.05	12.07	28.0	11.68	5.72	45.0	16.0	1.85	28.9/6568	31.7
12BS-40-P28/C28	19.05	12.07	28.0	11.68	5.72	40.0	16.0	1.85	29.0/6591	31.7
12BS-43-P26/C26	19.05	12.07	26.0	11.68	5.72	43.0	16.0	1.85	29.0/6591	31.7
12BS-43-P28/C28	19.05	12.07	28.0	11.68	5.72	43.0	16.0	1.85	29.0/6591	31.7
12BS-48-P24/C24	19.05	12.07	24.0	11.68	5.72	48.0	16.0	1.85	29.0/6591	31.7
12BS-48-P26/C26	19.05	12.07	26.0	11.68	5.72	48.0	16.0	1.85	29.0/6591	31.7
12BS-48-P28/C28	19.05	12.07	28.0	11.68	5.72	48.0	16.0	1.85	29.0/6591	31.7
12BS-58-P28/C28	19.05	12.70	28.0	11.68	5.72	58.0	16.0	1.85	29.0/6591	31.7
16BS-65-P38/C38	25.40	15.88	38.0	17.02	8.28	65.0	21.0	4.15/3.10	60.0/13636	72.8
100SF1-85-C45	31.75	19.05	45.0	25.50	9.53	85.0	30.0	4.00	86.7/19490	104.0
212BS-43-P48	38.10	12.07	48.0	11.68	5.72	43.0	16.0	1.85	28.9/6568	31.7

注：P 表示滚子材料为塑料，C 表示滚子材料为钢。

Note: P means roller made in plastic, C means roller made in steel

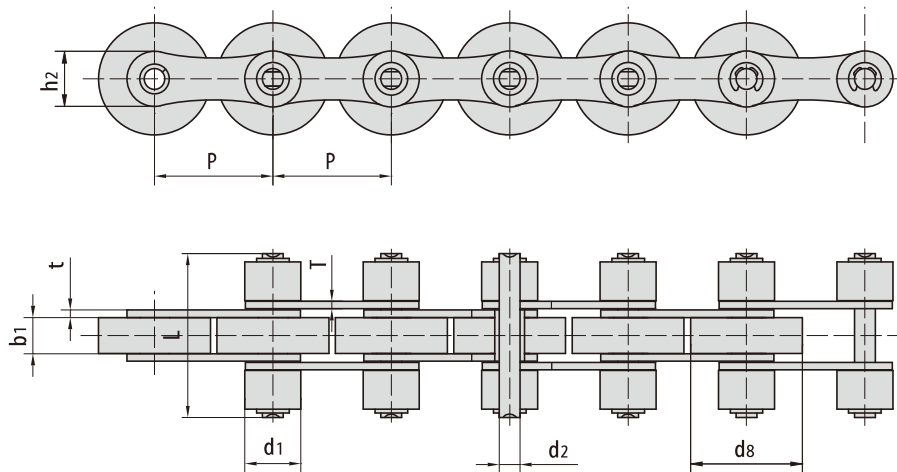
## 带大滚轮输送链 Conveyor chains with large rollers



东华链号 Donghua Chain No.	节距	滚子直径		内节内宽	销轴直径	销轴长度	链板尺寸		附板尺寸			抗拉强度
	Pitch	Roller diameter		Width between inner plates	Pin diameter	Pin length	Plate dimension		Attachment dimension			Tensile strength
	P	d <sub>1 max</sub>	d <sub>8 max</sub>	b <sub>1 min</sub>	d <sub>2 max</sub>	L <sub>max</sub>	h <sub>2 max</sub>	t/T <sub>max</sub>	h <sub>4</sub>	G	W	Q <sub>min</sub>
	mm	mm	mm	mm	mm	mm	mm	mm	mm	mm	mm	kN/bf
12BSF5-40-C 28	19.05	12.07	28.0	11.40	5.72	40.0	16.0	1.85	10.0	8.4	15.0	29.0/6519
12BSF5-43-C 26	19.05	12.07	26.0	11.40	5.72	43.0	16.0	1.85	10.0	8.4	15.0	29.0/6519
12BSF5-43-P 28/C 28	19.05	12.07	28.0	11.40	5.72	43.0	16.0	1.85	10.0	10.5	15.0	29.0/6519
12BSF5-48-C 24	19.05	12.07	24.0	11.40	5.72	48.0	16.0	1.85	10.0	8.4	13.5	29.0/6519
12BSF8-40-C 28	19.05	12.07	28.0	11.40	5.72	40.0	16.0	1.85	10.0	8.0	15.0	29.0/6519
16BSF2-65-C 38	25.40	15.88	38.5	17.02	8.28	65.0	21.0	4.15/3.10	16.5	12.0	24.0	60.0/13636

注: P表示滚子材料塑料, C表示滚子材料为钢。  
Note P means roller made in plastic, C means roller made in steel

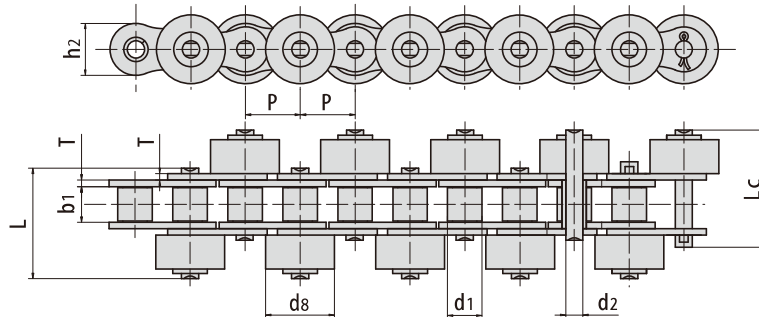
## 带大滚轮输送链 Conveyor chains with large rollers



东华链号 Donghua Chain No.	节距 Pitch	滚子直径 Roller diameter		内节内宽 Width between inner plates	销轴直径 Pin diameter	销轴长度 Pin length	链板尺寸 Plate dimension		抗拉强度 Tensile strength	平均抗拉强度 Average tensile strength			
		d1	d8				b1	h2			t/T	Q <sub>min</sub>	Q <sub>0</sub>
		max	max				min	max			max	min	min
16BS-65-C 24	25.4	15.88	24.0	17.02	8.28	65.0	21.0	4.15/3.10	60.0/13636	72.8			
208BS-35-C 24	25.4	12.00	24.0	7.75	4.45	35.0	11.8	1.60	18.0/4091	19.8			
*208BSF1-35-P 24	25.4	12.00	24.0	7.75	4.45	35.0	11.8	1.60	18.0/4091	19.8			
212BS-48-C 28	38.1	12.07	28.0	11.68	5.72	48.0	16.0	1.85	28.9/6568	31.7			
212BSF2	38.1	12.07	28.0	11.68	5.72	43.0	16.0	1.85	28.9/6568	31.7			
212BSF3	38.1	12.07	28.0	11.68	5.72	48.0	16.0	1.85	28.9/6568	31.7			
*212BSF4	38.1	12.07	24.0	11.68	5.72	48.0	16.0	1.85	28.9/6568	31.7			
212BSF4-48-C 24	38.1	12.07	24.0	11.68	5.72	48.0	16.0	2.03	32.0/7194	35.2			
212BSF5-43-C 28	38.1	12.07	28.0	11.68	5.72	43.0	16.0	1.85	28.9/6568	31.7			
*216BS-65-P 50	50.8	15.88	50.0	17.02	8.28	65.0	21.0	4.15/3.10	60.0/13636	72.8			
216BS-65-C 38.5	50.8	15.88	38.5	17.02	8.28	65.0	21.0	4.15/3.10	60.0/13636	72.8			
216BS-65-C 40	50.8	15.88	40.0	17.02	8.28	65.0	21.0	4.15/3.10	60.0/13636	72.8			
63PS	63.0	40.00	50.0	24.50	14.00	91.5	35.0	5.10	90.0/20232	135.0			
63PSF1	63.0	38.00	46.0	21.60	12.00	84.0	30.0	4.00	66.6/15000	85.0			

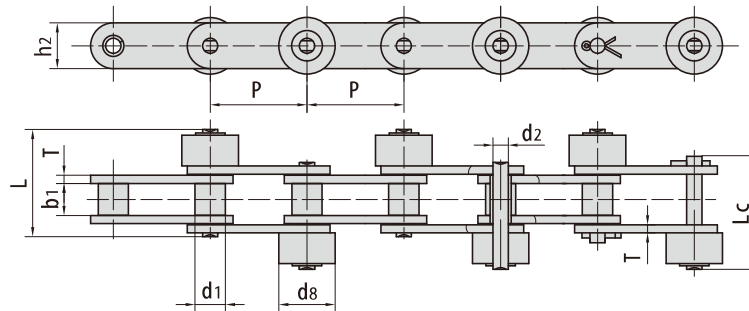
注：\*表示滚子材料为塑料。  
Note: \* means roller made in plastic.

## 带侧滚轮输送链 Conveyor chains with outboard rollers



东华链号 Donghua Chain No.	节距 Pitch	滚子直径 Roller diameter		内节内宽 Width between innerplates	销轴直径 Pin diameter	销轴长度 Pin length		链板尺寸 Plate dimension		抗拉强度 Tensile strength	平均抗拉强度 Average tensile strength	每米长重 Weight per meter
	P	d1 max	d8 max	b1 min	d2 max	L max	Lc max	h2 max	T max	Q <sub>min</sub>	Q <sub>0</sub>	q
	mm	mm	mm	mm	mm	mm	mm	mm	mm	kN/bf	kN	kg/m
40-PSR	12.700	7.95	15.88	7.85	3.96	25.8	27.0	12.0	1.50	13.8/3102	17.50	1.60
*40S	12.700	7.95	15.88	7.85	3.96	25.8	27.0	12.0	1.50	13.8/3102	17.50	0.90
40S-C	12.700	7.95	15.88	7.85	3.96	25.8	27.0	12.0	1.50	15.2/3417	18.20	1.65
50-SR-C	15.875	10.16	19.05	9.40	5.08	31.8	34.0	15.1	2.03	21.8/4900	29.40	2.40
*60S	19.050	11.91	22.23	12.57	5.94	40.0	42.5	18.0	2.42	31.8/7227	38.10	1.90
60S-C	19.050	11.91	22.23	12.57	5.94	40.0	42.5	18.0	2.42	31.8/7149	38.10	3.63
*80S	25.400	15.88	28.58	15.75	7.92	51.3	54.3	24.0	3.25	56.7/12886	69.40	3.60
80S-C	25.400	15.88	28.58	15.75	7.92	51.3	54.3	24.0	3.25	56.7/12886	69.40	5.80

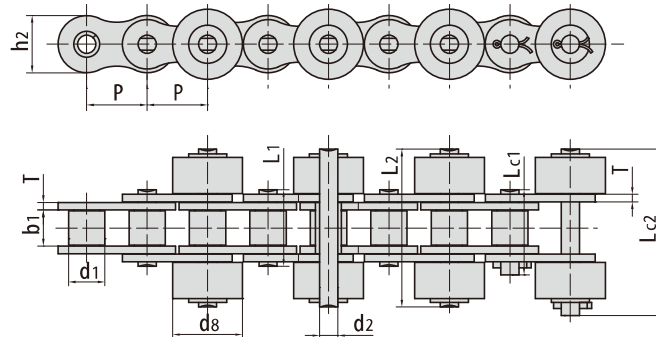
注：\*表示滚子材料为塑料。  
Note: \* means roller made in plastic.



东华链号 Donghua Chain No.	节距 Pitch	滚子直径 Roller diameter		内节内宽 Width between innerplates	销轴直径 Pin diameter	销轴长度 Pin length		链板尺寸 Plate dimension		抗拉强度 Tensile strength	平均抗拉强度 Average tensile strength	每米长重 Weight per meter
	P	d1 max	d8 max	b1 min	d2 max	L max	Lc max	h2 max	T max	Q <sub>min</sub>	Q <sub>0</sub>	q
	mm	mm	mm	mm	mm	mm	mm	mm	mm	kN/bf	kN	kg/m
C 2040S2-PSR	25.40	7.95	15.88	7.85	3.96	25.8	27.0	12.0	1.50	13.8/3137	15.2	0.99
C 2050S	31.75	10.16	19.05	9.40	5.08	31.8	34.0	15.0	2.03	21.8/4955	23.9	1.52
C 2052SF1	31.75	19.05	27.00	9.40	5.08	35.0	37.3	15.0	2.03	21.8/4955	23.9	3.06
24BSF1	38.10	25.40	44.15	25.40	14.63	82.0	86.5	33.2	6.0/4.8	160.0/35968	176.0	15.33
*C 2060HS	38.10	11.91	22.23	12.57	5.94	44.0	46.6	18.0	3.25	31.1/7069	34.3	1.78
C 2060SF7	38.10	11.91	22.23	12.57	5.94	45.5	48.0	18.0	2.42	31.1/6991	34.3	2.92
*C 2062HSF6	38.10	22.23	30.00	12.57	5.94	45.0	47.8	18.0	3.25	31.1/6991	34.3	2.68
C 2082HSF2	50.80	28.58	40.00	15.75	7.92	54.6	57.8	24.0	4.00	55.6/12500	69.4	6.64
*C 2100HS-P	63.50	19.05	39.69	18.90	9.53	65.3	68.6	30.0	4.80	86.7/19490	109.2	4.44

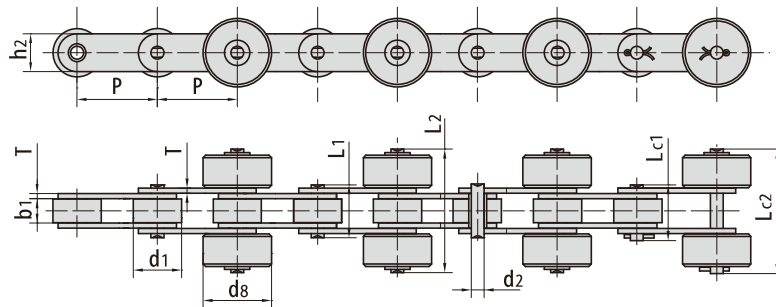
注：\*表示滚子材料为塑料。  
Note: \* means roller made in plastic.

## 带侧滚轮输送链 Conveyor chains with outboard rollers



东华链号 Donghua Chain No.	节距 Pitch		滚子直径 Roller diameter		内节内宽 Width between innerplates		销轴直径 Pin diameter		销轴长度 Pin length				链板尺寸 Plate dimension		抗拉强度 Tensile strength	每米长重 Weight per meter
	P		d1 max	d8 max	b1 min	d2 max	L1 max	L2 max	Lc1 max	Lc2 max	h2 max	T max	Q min	q		
	mm		mm	mm	mm	mm	mm	mm	mm	mm	mm	mm	kN/bf	kg/m		
*08BSR2F1-P	12.700		8.51	15.88	7.75	4.45	16.7	34.7	19.3	36.5	11.80	1.60	18.0/4046	0.96		
40S2-SR	12.700		7.95	15.88	7.85	3.96	16.6	35.3	18.8	37.2	12.00	1.50	14.1/3169	1.64		
50SF1-C	15.875		10.16	19.05	9.40	5.08	20.7	42.8	23.3	45.0	15.09	2.03	21.8/4900	2.41		
*50SF1-P	15.875		10.16	19.05	9.40	5.08	20.7	42.8	23.3	45.0	15.09	2.03	21.8/4901	1.17		
60S2-C	19.050		11.91	22.23	12.57	5.94	25.9	54.0	28.3	56.6	18.00	2.42	31.8/7149	3.62		
100S2	31.750		9.53	36.70	18.90	9.53	40.4	83.0	44.7	87.0	30.00	4.00	86.7/49490	9.09		
100S2F1	31.750		19.05	39.40	18.90	9.53	40.4	83.0	44.7	86.9	30.00	4.00	86.7/21224	8.55		

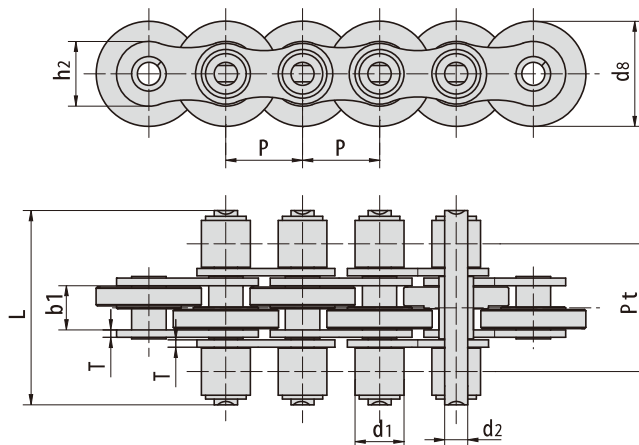
注：\*表示滚子材料为塑料  
Note \* means roller made in plastic



东华链号 Donghua Chain No.	节距 Pitch		滚子直径 Roller diameter		内节内宽 Width between innerplates		销轴直径 Pin diameter		销轴长度 Pin length				链板尺寸 Plate dimension		抗拉强度 Tensile strength	每米长重 Weight per meter
	P		d1 max	d8 max	b1 min	d2 max	L1 max	L2 max	Lc1 max	Lc2 max	h2 max	T max	Q min	q		
	mm		mm	mm	mm	mm	mm	mm	mm	mm	mm	mm	kN/bf	kg/m		
C2050S2	31.75		10.16	19.05	9.40	5.08	/	42.8	/	45.0	15.0	2.03	21.8/4899	2.20		
*C2052SF2-P25.4	31.75		19.05	25.40	9.40	5.08	20.7	49.2	23.3	51.1	15.0	2.03	21.8/4900	1.23		
C2060HS-C	38.10		11.91	30.00	12.57	5.94	29.2	57.6	31.6	59.2	18.0	3.25	31.8/7149	3.42		
C2062HS-C	38.10		22.23	30.00	12.57	5.94	/	57.6	/	59.2	18.0	3.25	31.8/7149	5.97		
C2062-SR2F1	38.10		22.23	30.00	12.57	5.94	25.9	53.7	28.3	55.6	18.0	2.42	31.1/6991	2.95		
*C2062SR2F1-PA6	38.10		22.23	30.50	12.57	5.94	25.9	56.0	28.3	58.5	18.0	2.42	31.1/6991	2.35		

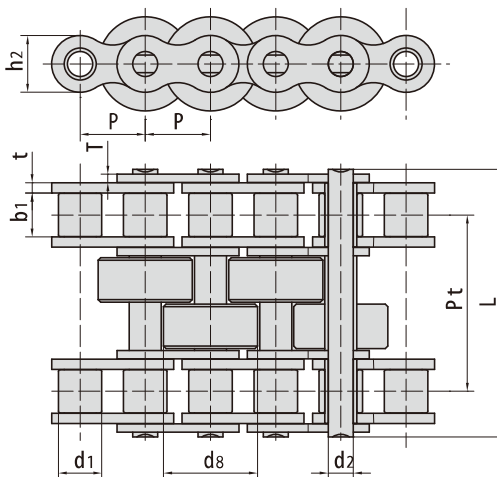
注：\*表示滚子材料为塑料  
Note \* means roller made in plastic

## 带特殊滚轮输送链 Conveyor chains with special rollers



东华链号 Donghua Chain No.	节距 Pitch	滚子直径 Roller diameter		内节内宽 Width between inner plates	销轴直径 Pin diameter	销轴长度 Pin length	链板尺寸 Plate dimension		排距 Transverse pitch	抗拉强度 Tensile strength	平均抗拉强度 Average tensile strength
	p	d1 max	d8 max	b1 min	d2 max	L max	h2 max	T max	Pt	Q <sub>m</sub> in	Q <sub>0</sub>
	mm	mm	mm	mm	mm	mm	mm	mm	mm	kN/bf	kN
12BS3-40-C 27/P 27	19.05	12.07	27.0	11.68	5.72	40.0	16.0	1.85	27.0	29.0/6519	34.8
12BS3F1-48-C 26	19.05	12.07	26.0	11.40	5.72	48.0	16.0	1.85	31.7	29.0/6519	34.8

注:P表示滚子材料为塑料,C表示滚子材料为钢。  
Note:P means roller made in plastic, C means roller made in steel



东华链号 Donghua Chain No.	节距 Pitch	滚子直径 Roller diameter		内节内宽 Width between inner plates	销轴直径 Pin diameter	销轴长度 Pin length	链板尺寸 Plate dimension		排距 Transverse pitch	抗拉强度 Tensile strength	平均抗拉强度 Average tensile strength
	p	d1 max	d8 max	b1 min	d2 max	L max	h2 max	t/T max	Pt	Q <sub>m</sub> in	Q <sub>0</sub>
	mm	mm	mm	mm	mm	mm	mm	mm	mm	kN/bf	kN
24BF28-PA6	38.100	25.40	55.00	25.40	14.63	156.80	33.20	6/4.8	103.0	280.0/62944	308.0
24BSF2-2	38.100	25.40	55.00	25.40	14.63	156.80	33.20	6/4.8	102.8	280.0/62944	308.0

注:P表示滚子材料为塑料,C表示滚子材料为钢。  
Note:P means roller made in plastic, C means roller made in steel

