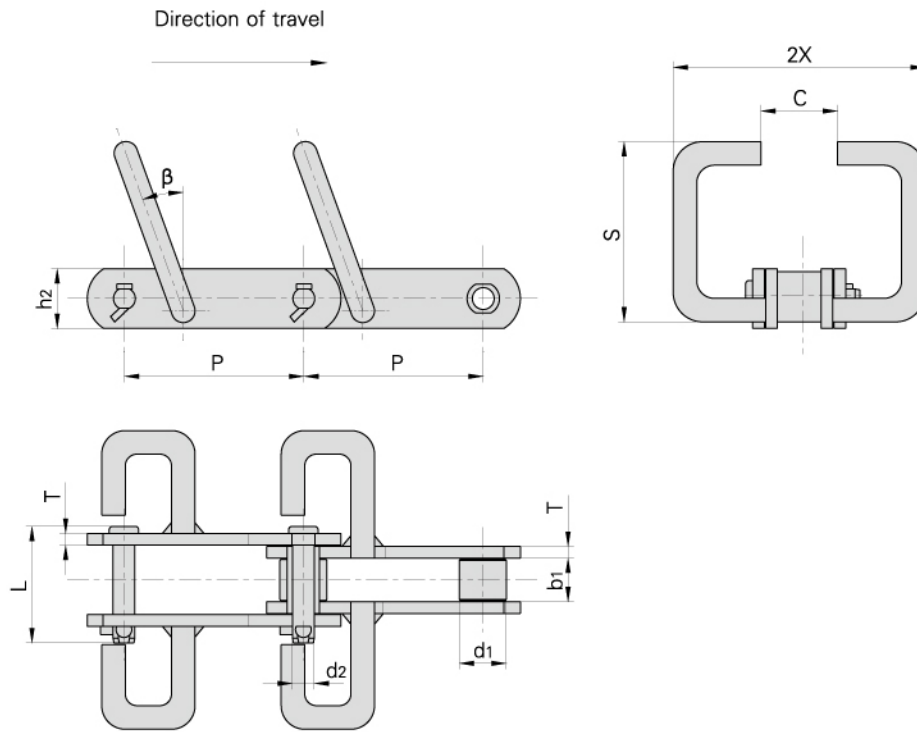


SCRAPER CONVEYOR CHAINS

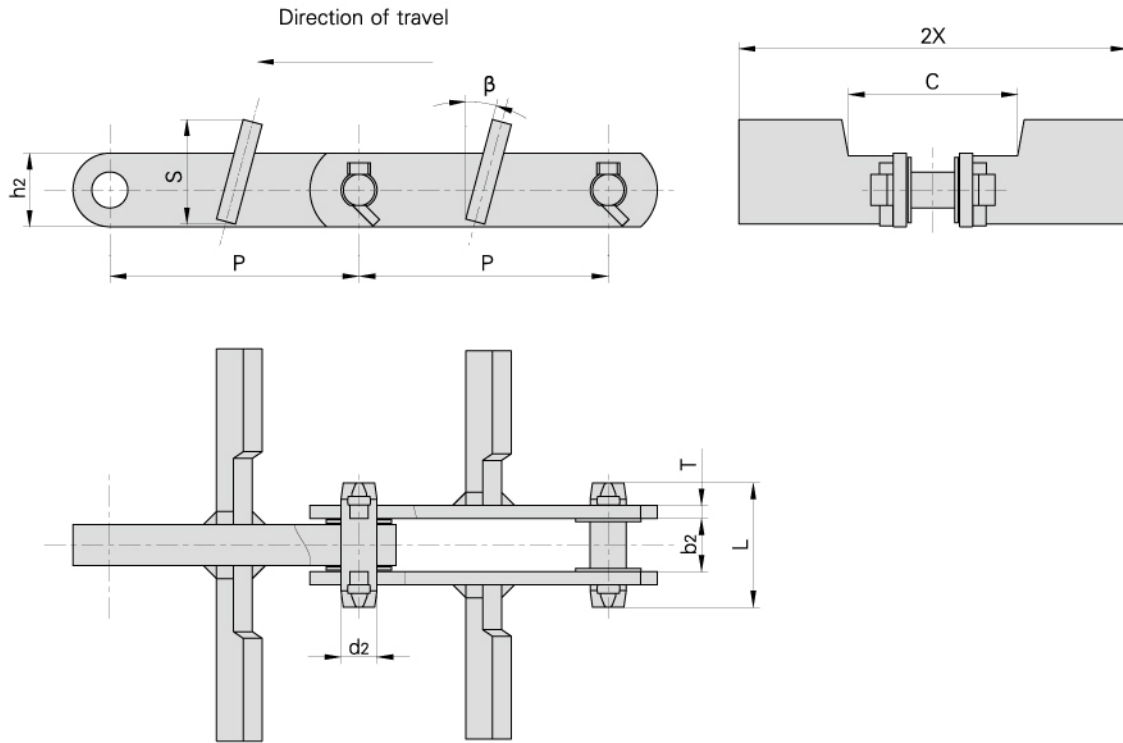


Scraper conveyor chains



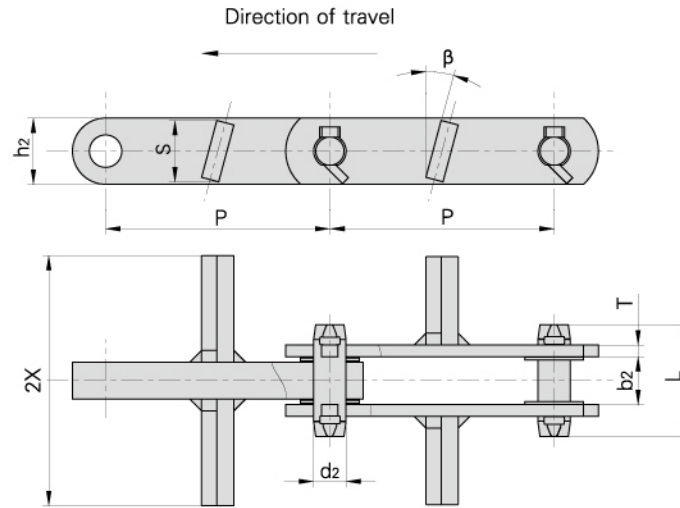
Donghua Chain No.	Pitch	Roller diameter	Width between inner plates	Pin diameter	Pin length	Plate depth	Plate thickness	Attachment dimension				Ultimate tensile strength	Weight per meter
	P	d _{1 max}	b ₁	d ₂	L	h ₂	T	S	2X	C	β	Q	q
	mm	mm	mm	mm	mm	mm	mm	mm	mm	mm		kN/LB	kg/m
P152F51	152.4	40	36	18.5	95.5	50.8	10	175	310	110	20°	170/38242	24.9

Scraper conveyor chains

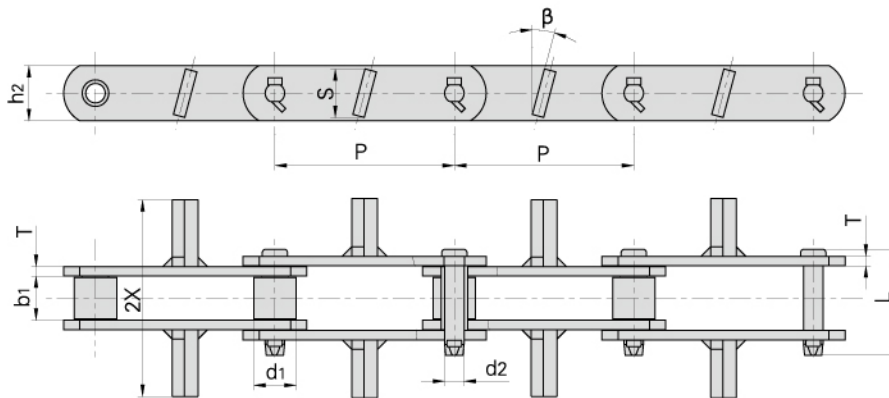


Donghua Chain No.	Pitch	Width between outer plates	Pin diameter	Pin length	Plate depth	Plate thickness	Attachment dimension			Ultimate tensile strength	Weight per meter	
	P	b ₂	d ₂	L	h ₂	T	S	2X	C	β	Q	q
	mm	mm	mm	mm	mm	mm	mm	mm	mm		kN/LB	kg/m
P152F45	152.4	32.5	22.0	76.0	45.0	81	64.0	326	104	15°	260/58489	20.40
P152F45A	152.4	32.5	22.0	76.0	45.0	81	83.0	286	106	15°	260/58489	20.80
P152F45B	152.4	32.5	22.0	76.0	45.0	81	64.0	276	106	15°	260/58489	18.00
P152F45C	152.4	32.5	22.0	76.0	45.0	81	64.0	227	106	15°	260/58489	16.50
P152F47	152.4	34.0	22.0	85.0	45.0	12	81.0	400	106	15°	400/89983	30.90
P150F17A	150.0	25.0	18.5	66.3	38.1	10	115.0	180	90	15°	150/33743	14.50
P200F29	200.0	40.5	35.0	104.0	80.0	13	168.0	420	112	15°	530/119227	50.60
P200F29A	200.0	40.5	35.0	104.0	80.0	13	148.0	430	112	15°	530/119227	53.90
P200F35	200.0	33.0	26.5	79.0	50.0	10	145.5	430	210	15°	400/89983	28.93

Scraper conveyor chains

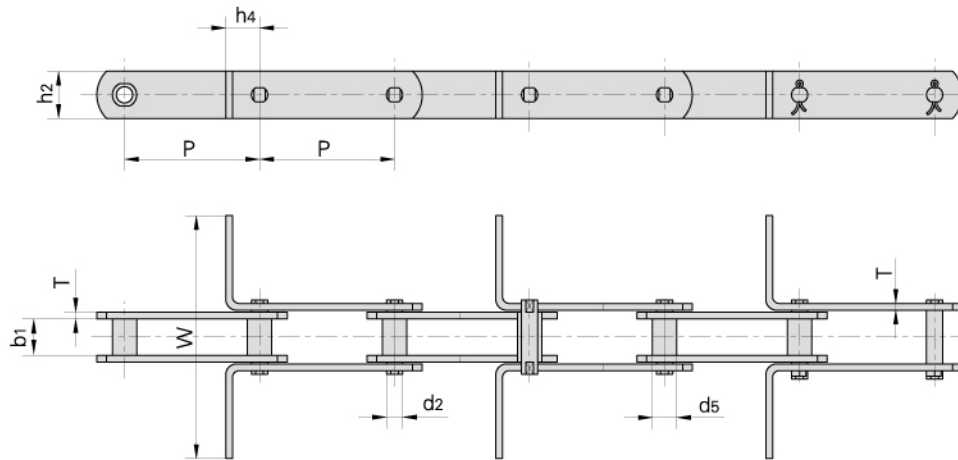


Donghua Chain No.	Pitch	Width between outer plates	Pin diameter	Pin length	Plate depth	Plate thickness	Attachment dimension			Ultimate tensile strength	Weight per meter
	P	b2	d2	L	h2	T	S	2X	β	Q	q
	mm	mm	mm	mm	mm	mm	mm	mm		kN/LB	kg/m
P101.6F20	101.6	16.5	17.46	53.7	38.0	6	34	210	45°	100/22496	7.26
P152F2	152.4	33.3	22.00	76.5	45.0	8	38	180	20°	260/58489	12.1
P152F45D	152.4	32.5	22.00	76.0	45.0	8	42	170	15°	260/58489	13.5
P152F45E	152.4	32.5	22.00	76.0	45.0	8	42	280	15°	260/58489	16.2
P152F45F	152.4	32.5	22.00	76.0	45.0	8	42	227	15°	260/58489	14.9
P152F46	152.4	40.8	25.00	86.0	50.0	9	49	290	15°	300/67487	20.8
P150F17B	150.0	25.0	18.50	67.3	38.1	10	36	178	15°	150/33743	10.6



Donghua Chain No.	Pitch	Width between inner plates	Roller diameter	Pin diameter	Pin length	Plate depth	Plate thickness	Attachment dimension			Ultimate tensile strength	Weight per meter
	P	b1	d1	d2	L	h2	T	S	2X	β	Q	q
	mm	mm	mm	mm	mm	mm	mm	mm	mm		kN/LB	kg/m
P152F48	152.4	37.6	36.0	16.5	90	47	8	42	170	15°	180/40492	12.1
RO6205MF3	152.4	37.0	38.1	15.9	88	45	8	42	170	15°	170/38242	12.4

Scraper conveyor chains

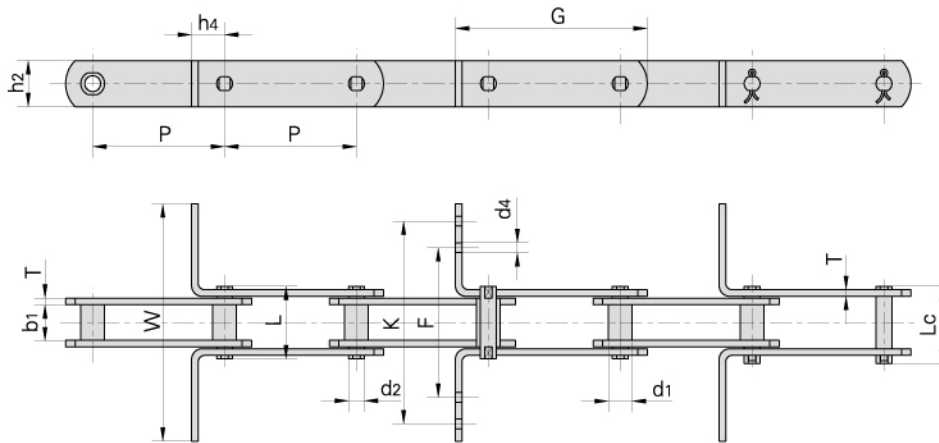


Donghua Chain No.	P			b1 min	d2 max	d5 max	h4	h2 max	T max	W	Q min
	mm										
MR56	100	125	-	24.0	10.0	15.0	20.0	30.0	4.0	•	56.0/12727
MR80	100	125	160	28.0	12.0	18.0	25.0	35.0	5.0	•	80.0/18182
MR112	100	125	160	32.0	15.0	21.0	35.0	40.0	6.0	•	112.0/25454
MR160	100	125	160	37.0	18.0	25.0	40.0	50.0	7.0	•	160.0/36364
MR224	125	160	200	43.0	21.0	30.0	44.0	60.0	8.0	•	224.0/50909
MR315	160	200	250	48.0	25.0	36.0	50.0	70.0	10.0	•	315.0/71591

Donghua Chain No.	P			b1 min	d2 max	d5 max	h4	h2 max	T max	W	Q min
	mm										
FVR40	80	100	125	18.0	10.0	15.0	20.0	25.0	3.0	•	42.0/9545
FVR63	100	125	160	22.0	12.0	18.0	25.0	30.0	4.0	•	64.0/14545
FVR90	100	125	160	25.0	14.0	20.0	30.0	35.0	5.0	•	100.0/22727
FVR112	100	125	160	30.0	16.0	22.0	35.0	40.0	6.0	•	120.0/27272
FVR140	125	160	200	35.0	18.0	26.0	38.0	45.0	6.0	•	145.0/32954
FVR180	125	160	200	45.0	20.0	30.0	44.0	50.0	8.0	•	190.0/43181
FVR250	160	200	250	55.0	26.0	36.0	50.0	60.0	8.0	•	275.0/62499

• dimensions are our table upon customer

Scraper conveyor chains



Donghua Chain No.	Pitch	Bush diameter	Width between inner plates	Pin diameter	Pin length		Ultimate tensile strength	Average tensile strength	Weight per meter
	P mm	d1 max mm	b1 min mm	d2 max mm	L max mm	Lc max mm	Q min kN/LB	Q0 kN	q kg/m
M80-P100F1	100.0	18.0	28.00	12.00	55.0	58.5	80.0/18162	88.0	5.19
M180-P-100	100.0	26.0	28.85	18.00	62.5	-	180.0/40909	198.0	10.25
M310-P-125	125.0	40.0*	52.00	20.00	103.4	109.4	303.8/69045	334.0	19.88
M310F1-P-125	125.0	40.0*	52.00	20.00	103.4	109.4	303.8/69045	334.0	24.88
M310F1-P-150	150.0	40.0*	52.00	20.00	103.4	109.4	303.8/69045	334.0	19.13
FVR90F1-B-125	125.0	20.0	25.00	14.00	52.0	56.4	150.0/33743	165.0	6.16
P100F16	100.0	23.0	28.00	16.00	66.0	-	115.0/26136	127.0	6.60
P101.6	101.6	44.5	50.80	23.84	136.5	-	600.0/136362	660.0	34.96
P125F3	125.0	25.0	36.00	18.00	82.0	-	220.0/49999	242.0	11.17
P125F4	125.0	25.0	36.00	18.00	82.0	-	220.0/49999	242.0	9.83
P160F12	160.0	50.0*	34.00	20.00	77.8	-	160.0/35993	176.0	10.30

Donghua Chain No.	G	F	W	K	h4	h2	d4	T
	mm	mm	mm	mm	mm	mm	mm	mm
M80-P100F1	145.5	-	180.0	-	25.0	35.0	-	5.0
M180-P-100	163.0	-	185.0	-	35.0	50.0	-	6.0
M310-P-125	195.0	-	270.0	-	35.0	55.0	-	10.0
M310F1-P-125	195.0	-	560.0	-	35.0	55.0	-	10.0
M310F1-P-150	220.0	-	350.0	-	40.0	50.0	-	10.0
FVR90F1-B-125	175.0	90.0	290.0	270.0	30.0	40.0	9.0	5.0
P100F16	143.0	91.8	180.0	159.8	25.0	36.0	6.5	6.0
P101.6	198.6	-	206.5	-	62.0	60.0	-	14.5
P125F3	190.0	139.5	290.0	259.5	35.0	51.0	8.5	6.0
P125F4	190.0	119.5	220.0	191.5	35.0	51.0	8.5	6.0
P160F12	230.0	-	214.5	-	40.0	50.0	-	6.0

*Indicate the external diameter of roller